



Attitudes in the Norwegian Citizen Panel - Some relevant examples

Anne Lise Fimreite &
Erla Løvseth

Anne Lise Fimreite

- Professor
- Department of Administration and Organization Theory



Erla Løvseth

- Research Coordinator
- Department of Administration and Organization Theory





The Norwegian Citizen Panel

- Randomly sampled from people living in Norway, above 18
 - Recruitment by letter, participation online
- First wave run in 2013
- Regular recruitment to keep a high number of respondents, 12 000 people answered last wave (wave 23, January 2022)
- About 1500 respondents are still in the panel after having been recruited in wave 1

Existing data on antibiotics

- Experiment/open ended-text questions:
 - What do you think when you hear or read the word antibiotics?
 - What do you think when you hear or read the words antibiotics-resistant bacteria?
 - Wave 6, wave 9, wave 23
- Matrix question:
 - Which of the following illnesses would you like to be treated with antibiotics? It is possible to mark more than one answer.
 - Sinusitis (43,7%)
 - Bronchitis (32,9%)
 - The common cold (1,3%)
 - Throat infection (streptococci) (61,1%)
 - Influenza (8,4%)
 - Ear infection (45%)
 - Wave 7

Other relevant existing
data related to our project

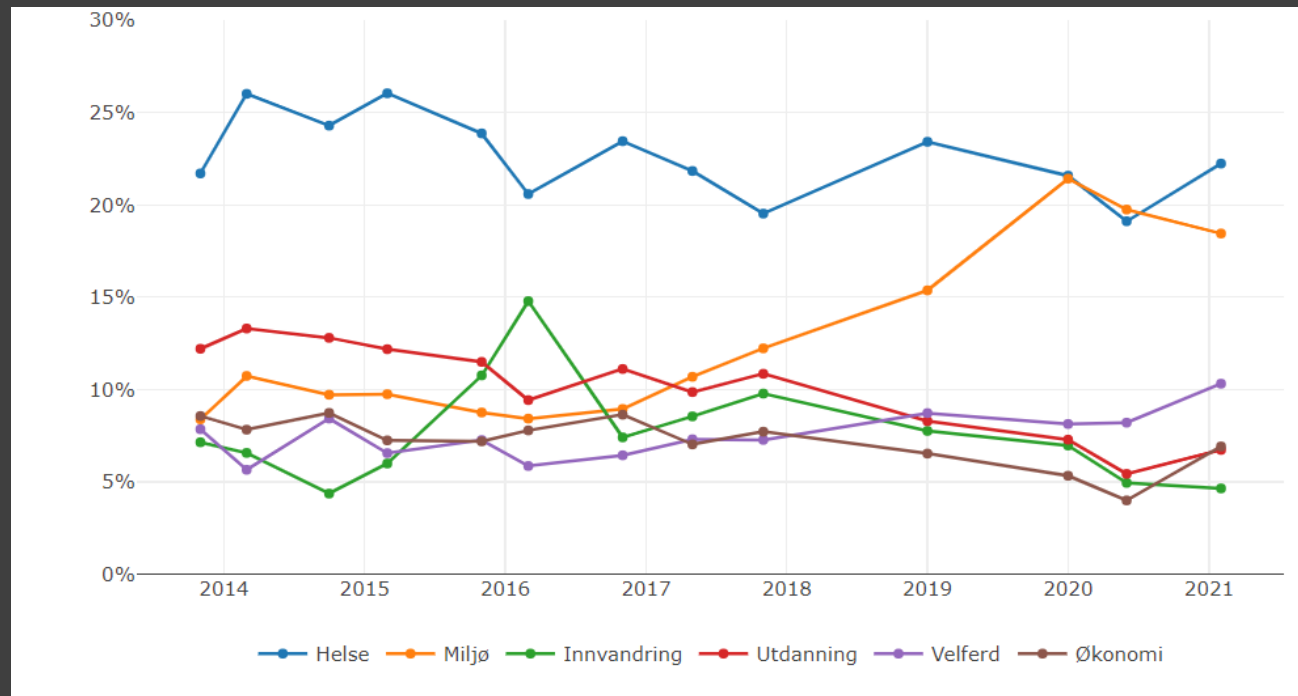
Covid

Climate

Other

And there is much more

Most important issue for you



- What are the most important political issues or areas for you personally?
 - Open ended-text
- Health and environment
 - Covid changed the trend







On your own situation

Health/covid

Climate change







In general, would you say
your health is:

(March 2020)
(Asked regularly)

Label	Cases	Percentage	
Excellent	2409	20%	
Very good	4697	39%	
Good	3555	29.5%	
Somewhat good	1197	9.9%	
Poor	184	1.5%	
No answer	9	0.1%	

How important is the climate issue for you personally?

(November 2021)

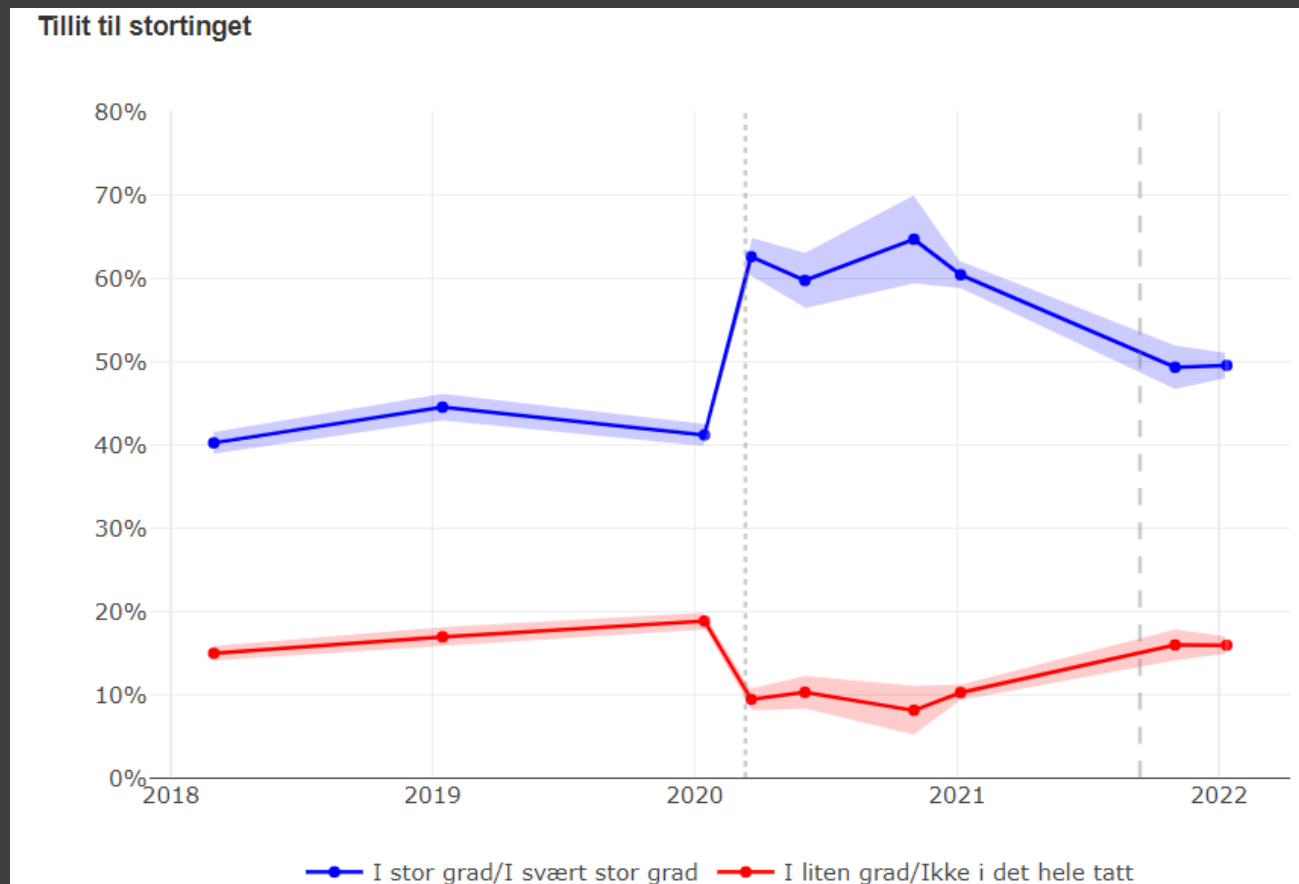
Label	Cases	Percentage	
Very important	529	26.4%	
Important	825	41.2%	
Somewhat important	455	22.7%	
Not very important	143	7.1%	
Not important at all	40	2%	
Not answered	9	0.4%	

Information, knowledge and trust

General trust

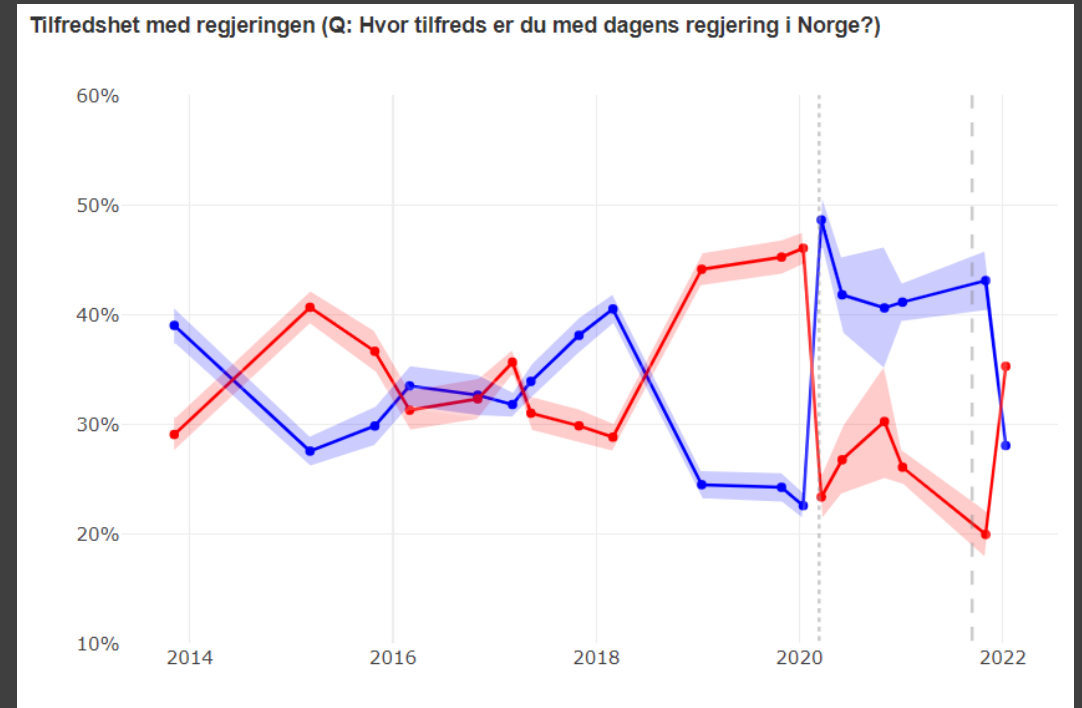
Covid

Trust in Parliament









Satisfaction with government

- Blue: Satisfied
- Red: Dissatisfied









In the situation we are now in regarding the spread of the coronavirus, how much confidence do you have that the government is handling this in a good way?

(March 2020)

Label	Cases	Percentage	
Very high confidence	460	11.7%	
High confidence	2259	57.3%	
Some confidence	984	25%	
Low confidence	193	4.9%	
No confidence at all	29	0.7%	
No answer	18	0.5%	

In the situation we are now in regarding the spread of the coronavirus, how much confidence do you have that the health authorities (Directorate of Health, Institute of Public Health) are handling this in a good way?

(March 2020)

Label	Cases	Percentage	
Very high confidence	402	10.2%	
High confidence	2164	54.9%	
Some confidence	1141	28.9%	
Low confidence	175	4.4%	
No confidence at all	24	0.6%	
No answer	37	0.9%	

Are you aware of advice given by health authorities pertaining to lifestyle and health, such as advice on diet/nutrition or a recommendation to take flu shots?

Label	Cases	Percentage	
To a very great extent	1273	35.4%	
To a great extent	1757	48.9%	
Somewhat	510	14.2%	
Slightly	45	1.3%	
Not a at all	8	0.2%	
No answer	3	0.1%	

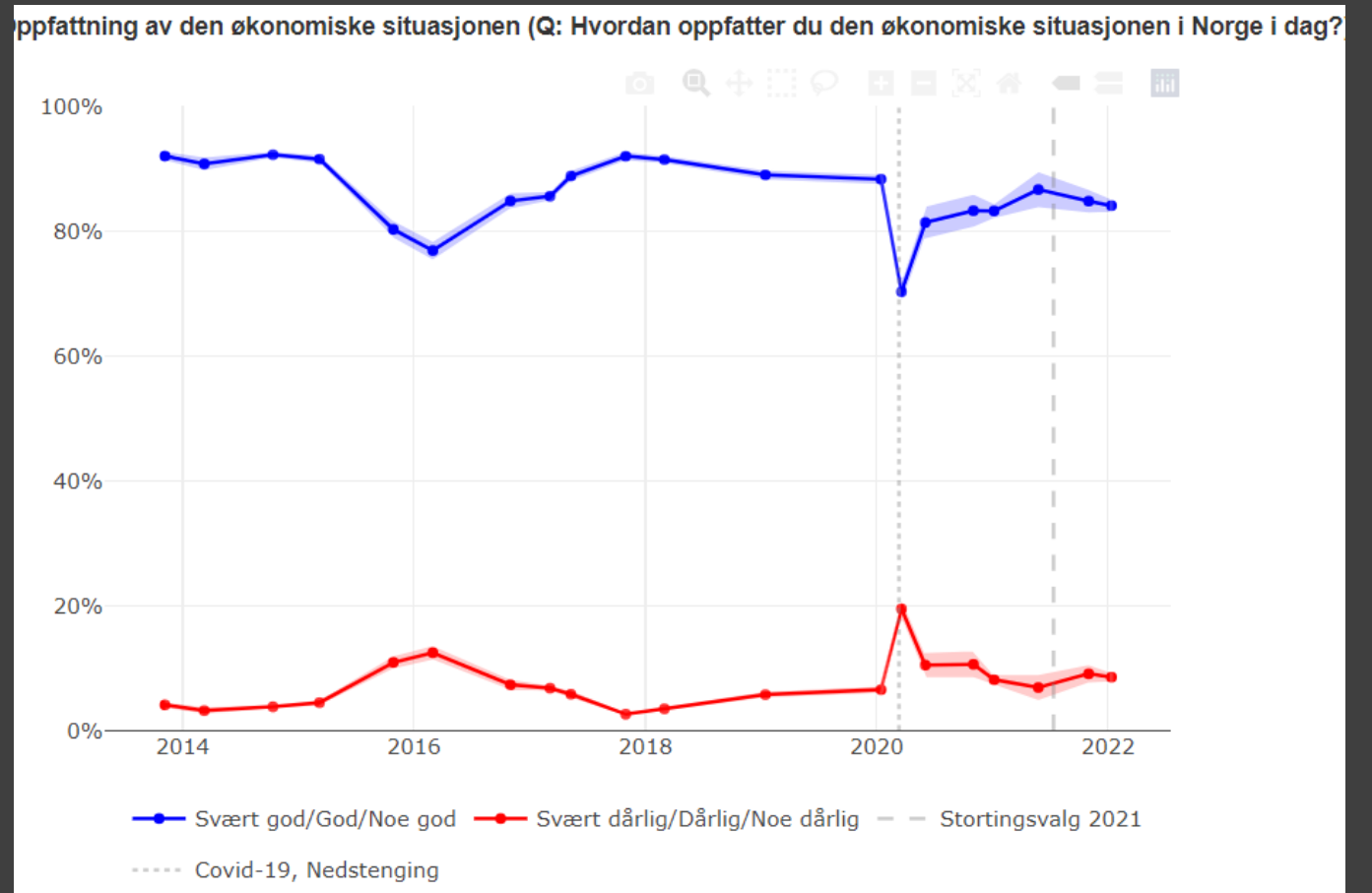
- To what extent do you trust such advice from the health authorities?
- (March 2020)

Has the Corona pandemic changed your views on whether it is possible to do something to prevent harmful climate change?

(January 2021)

Label	Cases	Percentage	
I am much more confident now that something can be done	223	9.7%	
I am slightly more confident now that something can be done	814	35.4%	
I am slightly less confident now that something can be done	136	5.9%	
I am much less confident now that something can be done	24	1%	
No, the Corona pandemic has not changed my views	1070	46.6%	
Not answered	30	1.3%	

Perception of the current economic situation in Norway – over time



Fear

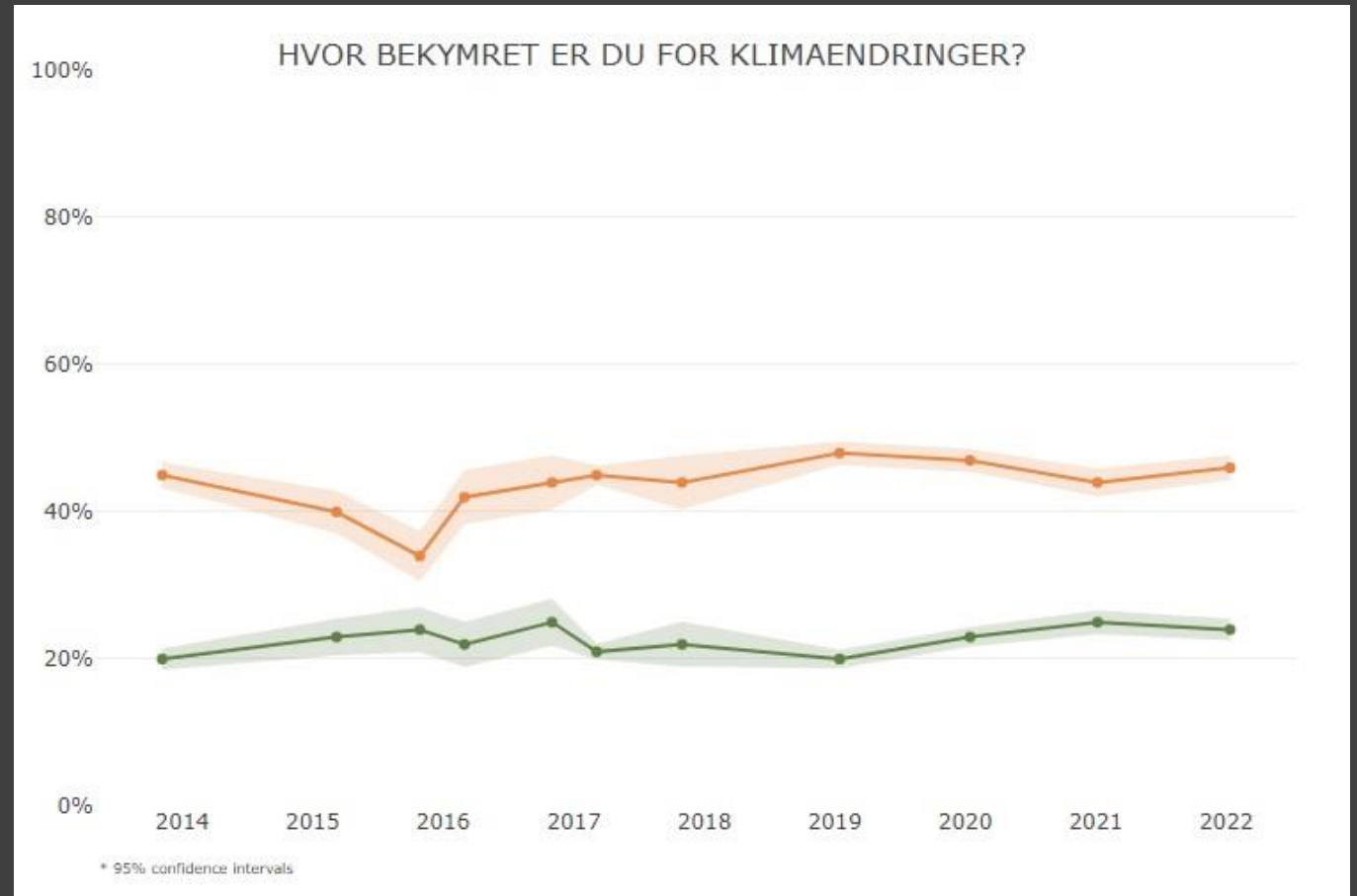
Climate change

Covid

How concerned
are you about
climate change?
- over time

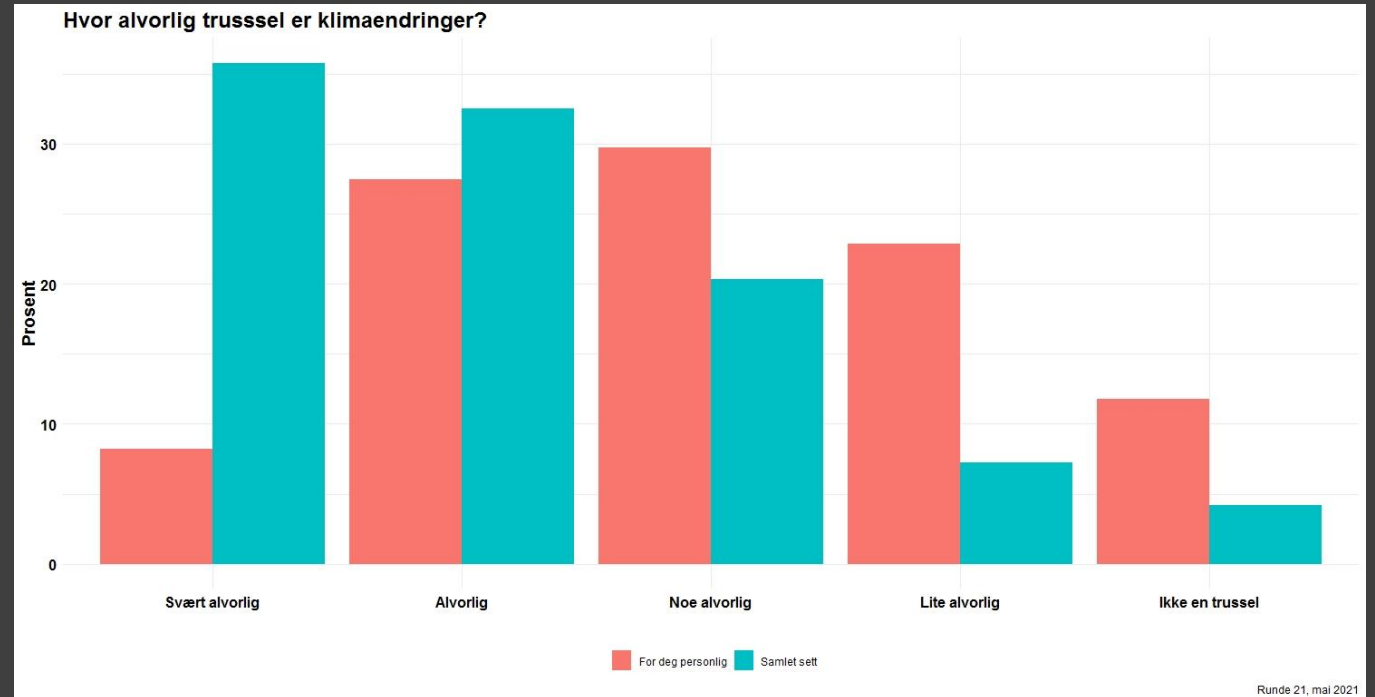
Orange = concerned

Green = little or not
concerned




How serious a threat is climate change overall/ to you personally?

(May 2021)

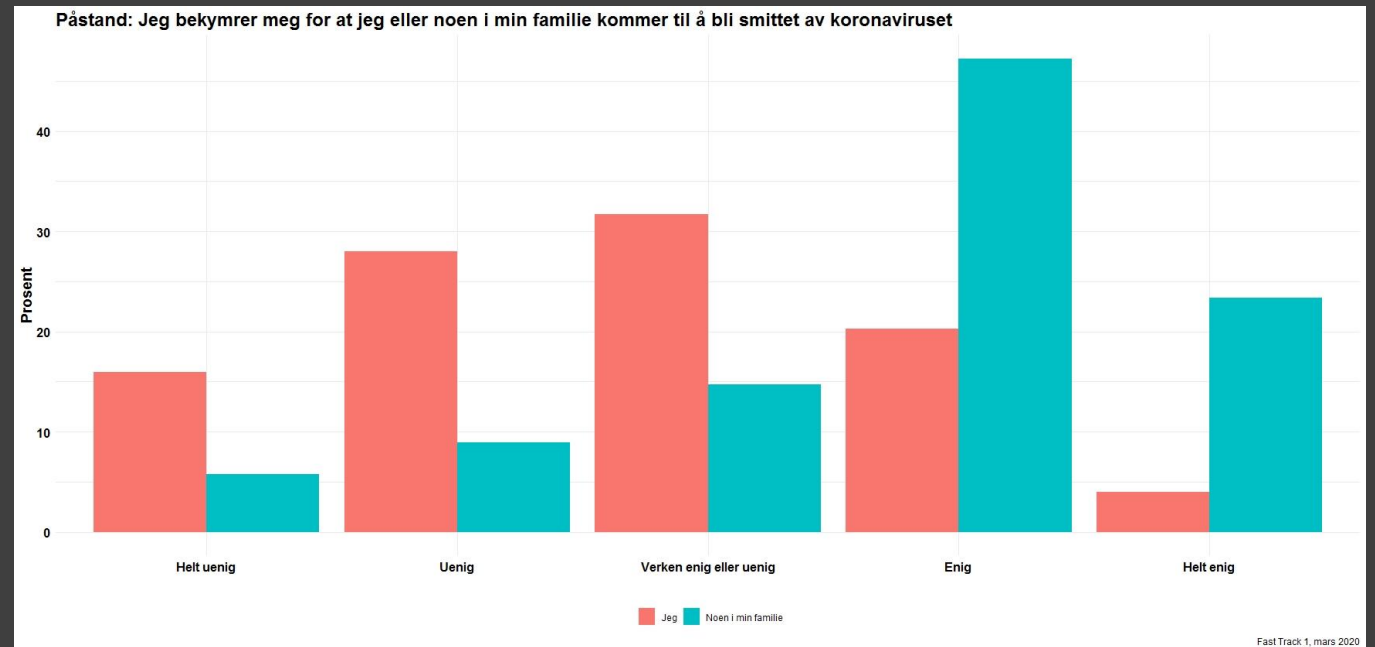


To what extent do you agree or disagree with the following statement: It would be very serious for me if I was infected with the virus.

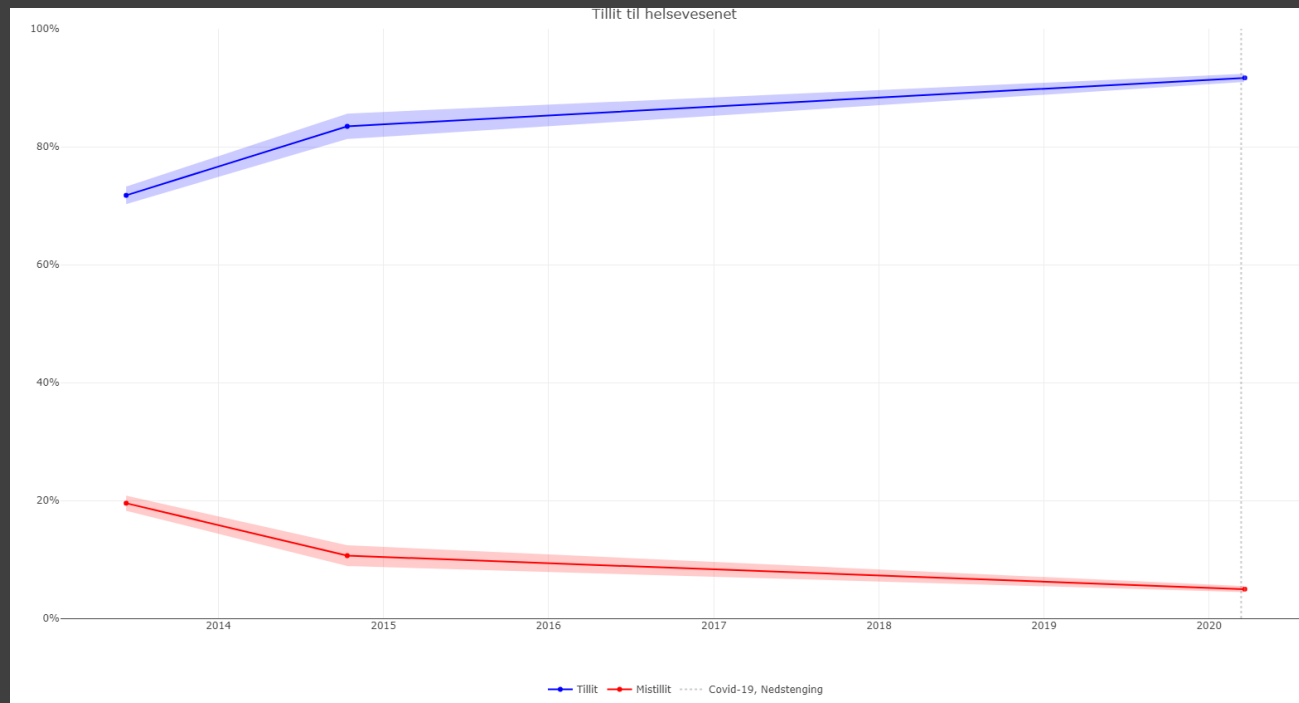
(March 2020)

Label	Cases	Percentage	
Strongly disagree	414	10.1%	
Disagree	1019	25%	
Neither agree nor disagree	1331	32.6%	
Agree	891	21.8%	
Strongly Agree	394	9.6%	
No answer	34	0.8%	

I worry that I'm/someone in my family is going to be infected with the coronavirus.
(March 2020)

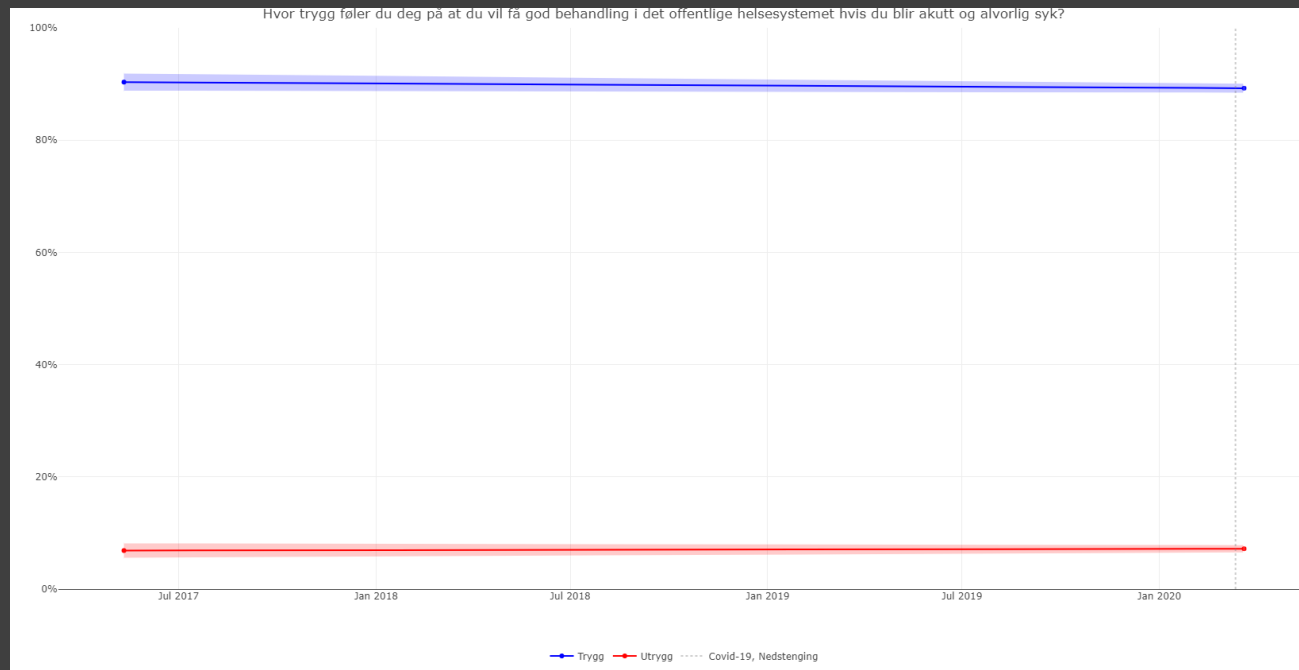


How much confidence do you have regarding the health service?



First data from 2013,
second from 2014,
third from March 2020

How confident do you feel that you will be given good treatment in the public healthcare system if you should become acutely and seriously ill?



First data from 2017,
second from March 2020

Media

Covid

Climate

Many people are looking for information about the coronavirus these days. How important are the following sources of information for you with regard to the coronavirus?

- Press conferences by the government (e.g. Erna Solberg).
 - 86% very or somewhat important (March 2020)
- Norwegian news media coverage (e.g. NRK, TV2, VG).
 - 91,6% very or somewhat important (March 2020)
- Information shared on social media (such as Facebook, Instagram, Messenger or Snapchat).
 - 21,6% very or somewhat important (March 2020)
- Conversations with friends and acquaintances.
 - 56,1% very or somewhat important (March 2020)
- Posts by family, friends and acquaintances on social media (such as Facebook, Instagram, Messenger or Snapchat).
 - 23,9% very or somewhat important (March 2020)
- Health authority websites
 - 86% very or somewhat important (March 2020)
- Information from my place of work/study
 - 66,6% very or somewhat important (March 2020)

What degree of confidence do you have in that the news media accurately conveys information about the coronavirus

(March 2020)

Label	Cases	Percentage	
Very high confidence	375	9.5%	
High confidence	1873	47.5%	
Some confidence	1337	33.9%	
Low confidence	276	7%	
No confidence at all	45	1.1%	
No answer	37	0.9%	

Generally speaking, to what extent do you trust information from Norwegian news media when they report on the following topic?
- The climate

(June 2020)

Label	Cases	Percentage
To a very large extent	120	4.5%
To a large extent	1095	40.6%
To some extent	1098	40.8%
To a small extent	292	10.8%
Not at all	73	2.7%
Not answered	16	0.6%

Compliance

Covid

Climate

I do my best to follow the advice from health authorities to limit the risk of infection (washing hands frequently, avoiding travel and situations involving contact with other people, keeping a distance and avoiding touching things)

(March 2020)

Label	Cases	Percentage
Strongly disagree	91	2.2%
Disagree	9	0.2%
Neither agree nor disagree	53	1.3%
Agree	900	22%
Strongly Agree	3002	73.5%
No answer	28	0.7%

To what extent do you follow the advice from the health authorities?

(March 2020)

Label	Cases	Percentage	
To a very great extent	571	15.9%	
To a great extent	1609	44.7%	
Somewhat	1255	34.9%	
Slightly	131	3.6%	
Not a at all	14	0.4%	
No answer	16	0.4%	

To what degree do you regard it as a moral duty for individuals to contribute towards preventing climate change?

Label	Cases	Percentage	
To a very great extent	389	19.4%	
To a great extent	865	43.2%	
To some extent	554	27.7%	
To a small extent	124	6.2%	
Not at all	48	2.4%	
Not answered	21	1%	

Have you changed your way of life to help limit harmful climate change?

Label	Cases	Percentage	
Yes, a lot	114	8.7%	
Yes, a little	955	72.5%	
No	242	18.4%	
Not answered	6	0.5%	

Experiment: Vaccine

Main question








- Imagine that a vaccine against Covid-19 has been developed that has not been tested for its long-term side effects.
- Would you take such a vaccine if you were offered it?
- Disregarding experimental variation, 7% were sure they would not take the vaccine.
- (August 2020)

Experiment treatments

- The vaccine provides effective protection against the disease and will help you to stay healthy. Therefore, it is an advantage if individuals like you are vaccinated.
- The vaccine provides effective protection against the disease and will help you to stay healthy. Therefore, it is important that as many people as possible are vaccinated.
- Some people will be unable to take the vaccine for medical reasons, and in order to prevent them from being infected, as many other people as possible must take the vaccine. Therefore, it is an advantage if individuals like you are vaccinated.
- Some people will be unable to take the vaccine for medical reasons, and in order to prevent them from being infected, as many other people as possible must take the vaccine. Therefore, it is important that as many people as possible are vaccinated.

I will be (or have been) vaccinated against the coronavirus

(November 2021)

Label	Cases	Percentage	
Yes, I have been vaccinated (fully vaccinated, two doses) and will take a third dose if I am offered it	1139	88.9%	
Yes, I have been vaccinated (fully vaccinated, two doses), but will not take a third dose if I am offered it	87	6.8%	
Yes, I have been vaccinated (part-vaccinated, one dose) and will take a second dose	7	0.5%	
Yes, I have been vaccinated (part-vaccinated, one dose), but will not take a second dose	2	0.2%	
No, I haven't been vaccinated, but do intend to be	5	0.4%	
No, I haven't been vaccinated and do not intend to be	28	2.2%	
No, I haven't been vaccinated and cannot be vaccinated for various reasons	9	0.7%	
Not answered	4	0.3%	